

**AUGUSTA COUNTY POPULATION GROWTH**

Year	Population	% Change
7/1/2023 est.	77,913	0.55%
4/1/2020 census	77,487	5%
2010 Census	73,750	

\*Source: Weldon Cooper

**LEADING EMPLOYERS**

Employer	# of Employees
Augusta County School Board	1,000+
Augusta Medical Center	1,000+
Hershey Chocolate of VA	1,000+
Target Corp	1,000+
McKee Foods Corp	1,000+
AAF McQuay, Inc.	500-999
Hollister, Inc.	500-999
County of Augusta	500-999
NIBCO of Virginia	250-499
University Instructors, Inc.	250-499

**Unemployment Rate:**

- County – 2.3 % (Dec 2023)
- State – 2.7% (Dec, 2023)
- U.S. – 3.5% (Dec 2023)

\*Source: VA Employment Commission-Labor Market information

**AUGUSTA COUNTY DEMOGRAPHICS**

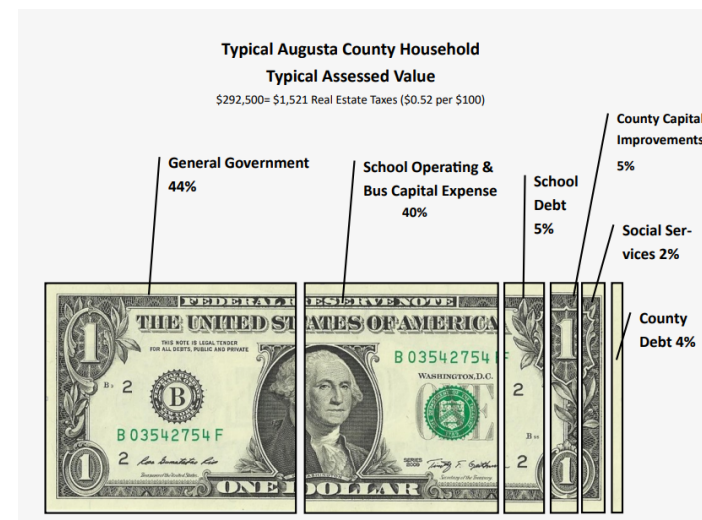
County Employees: 579 (incl. Social Services)

Incorporated Towns in the County:  
 Craigsville

Independent Cities in the County:  
 Staunton and Waynesboro

Area in Square Miles: 968(2<sup>nd</sup> Largest in Virginia by total area)

Typical Assessed Value of a Home in the County\*\*: \$292,500



Note: Typical assessed value based on 2024 assessment.

Cost of Living\*: 10.2% lower than the US average

\*Source: [www.bestplaces.net](http://www.bestplaces.net)

\*\*Source: Commissioner of Revenue

**BOARD OF SUPERVISORS**

- Chairman- Jeffery Slaven –North River
- Vice-Chair – Pamela Carter –Pastures
- Supervisor – G.L. “Butch” Wells-Beverley Manor
- Supervisor – Michael Shull–Riverheads
- Supervisor– Gerald Garber –Middle River
- Supervisor – Carolyn Bragg—South River
- Supervisor– Scott Seaton – Wayne



**PROPERTY TAX HISTORY**

Year	Real Estate Tax Rate
95-96 to 08-09	\$0.58
09-10 to 12-13	\$0.48
13-14	\$0.51
14-15	\$0.56
15-16 to 17-18	\$0.58
18-19 to 21-23	\$0.63
2024-Proposed	\$0.52

**ADVERTISED**

**OPERATING BUDGET**

**FISCAL YEAR 2024-2025**



Augusta County Government Center

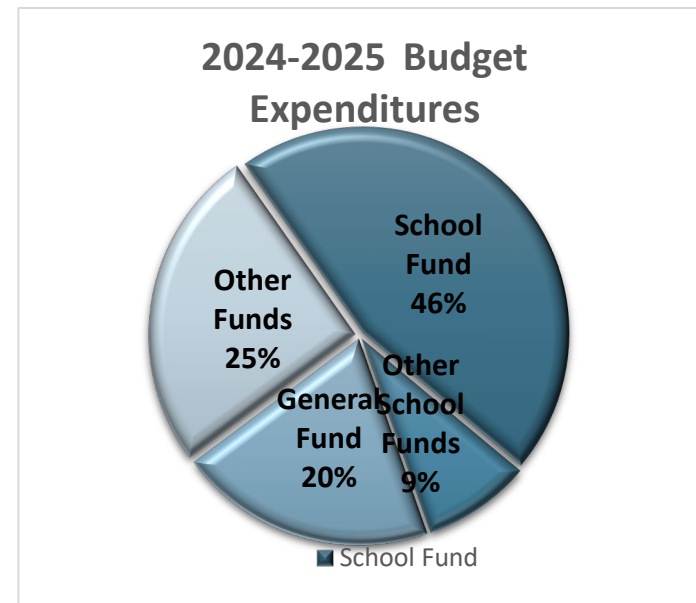
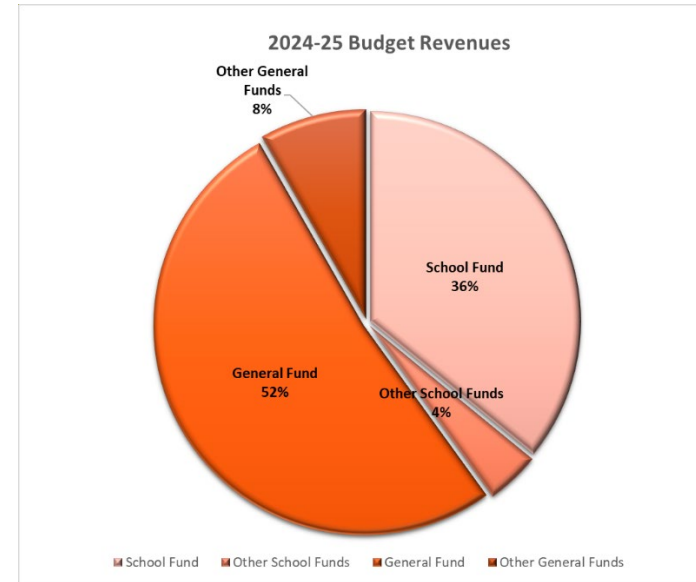
18 Government Center Lane

Verona, VA 24482  
 (540) 245-5600 (Office)

## REVENUES BY FUND

### 2024-25 BUDGET REVENUES

FUND AND SOURCES	BUDGET YEAR		INCREASE OR DECREASE
	2023-24 REVISED	2024-25 ADVERTISED	
<b>SCHOOLS:</b>			
41- SCHOOL OPERATING FUND	93,697,667	95,175,052	1,477,385
43- SCHOOL CAFETERIA FUND	4,867,001	4,568,475	(298,526)
44- SCHOOL CAP. IMP. FUND	3,931,500	357,790	(3,573,710)
47- SCHOOL HEAD START FUND	3,842,395	3,731,083	(111,312)
48- GOVERNOR'S SCHOOL FUND	2,158,134	2,326,130	167,996
<b>TOTAL SCHOOL SOURCES</b>	<b>108,496,697</b>	<b>106,158,530</b>	<b>(2,338,167)</b>
<b>GENERAL GOVERNMENT:</b>			
11- GENERAL OPERATING FUND	131,737,797	137,109,929	5,372,132
12- FIRE REVOLVING LOAN FUND	470,457	482,062	11,605
13- ASSET FORFEITURE FUND	35,800	12,300	(23,500)
14- ECONOMIC DEVELOPMENT FUND	477,450	2,450	(475,000)
15- REVENUE RECOVERY FUND	2,340,700	2,169,700	(171,000)
20- ARPA FUND	807,420	80,000	(727,420)
23- VIRGINIA PUBLIC ASSISTANCE	14,047,209	14,500,847	453,638
24- COMPREHENSIVE SERVICES FUND	3,629,500	3,664,000	34,500
45- DEBT FUND	26,671	36,611	9,940
70- COUNTY CAP. IMP. FUND	45,498,523	916,186	(44,582,337)
<b>TOTAL GENERAL GOVERNMENT</b>	<b>199,071,527</b>	<b>158,974,085</b>	<b>(40,097,442)</b>
<b>TOTAL SOURCES</b>	<b>307,568,224</b>	<b>265,132,615</b>	<b>(42,435,609)</b>
TRANSFERS FROM OTHER FUNDS	88,406,375	82,004,571	(6,401,804)
FUND BALANCES & RESERVES	143,080,156	126,032,902	(17,047,254)
<b>GRAND TOTAL-ALL FUNDS</b>	<b>539,054,755</b>	<b>473,170,088</b>	<b>(65,884,667)</b>



## EXPENDITURES BY FUND

### 2024-25 BUDGET EXPENDITURES

FUND AND USES	BUDGET YEAR		INCREASE OR DECREASE
	2023-24 REVISED	2024-25 ADVERTISED	
<b>SCHOOLS:</b>			
41- SCHOOL OPERATING FUND	139,566,172	145,722,699	6,156,527
43- SCHOOL CAFETERIA FUND	6,744,073	7,330,070	585,997
44- SCHOOL CAP. IMP. FUND	45,002,334	2,164,763	(42,837,571)
45- DEBT FUND	9,828,457	11,388,677	1,560,220
47- SCHOOL HEAD START FUND	3,842,395	3,731,083	(111,312)
48- GOVERNOR'S SCHOOL FUND	2,183,487	2,332,325	148,838
<b>TOTAL SCHOOL USES</b>	<b>207,166,918</b>	<b>172,669,617</b>	<b>(34,497,301)</b>
<b>GENERAL GOVERNMENT:</b>			
11- GENERAL OPERATING FUND	59,474,021	64,196,641	4,722,620
12- FIRE REVOLVING LOAN FUND	605,000	605,000	0
13- ASSET FORFEITURE FUND	57,300	48,000	(9,300)
14- ECONOMIC DEVELOPMENT FUND	477,450	2,450	(475,000)
15- REVENUE RECOVERY FUND	1,189,450	818,924	(370,526)
20- ARPA FUND	8,441,292	1,783,125	(6,658,167)
23- VIRGINIA PUBLIC ASSISTANCE FUND	15,599,208	16,126,999	527,791
24- COMPREHENSIVE SERVICES FUND	5,681,000	5,800,000	119,000
45- DEBT FUND	732,092	4,842,268	4,110,176
70- COUNTY CAP. IMP. FUND	25,191,747	50,936,834	25,745,087
<b>TOTAL GENERAL GOVERNMENT</b>	<b>117,448,560</b>	<b>145,160,241</b>	<b>27,711,681</b>
<b>TOTAL USES</b>	<b>324,615,478</b>	<b>317,829,858</b>	<b>(6,785,620)</b>
TRANSFERS TO OTHER FUNDS	88,406,375	82,004,571	(6,401,804)
FUND BALANCES & RESERVES	126,032,902	73,335,659	(52,697,243)
<b>GRAND-TOTAL ALL FUNDS</b>	<b>539,054,755</b>	<b>473,170,088</b>	<b>(65,884,667)</b>

## AUGUSTA 2025 INITIATIVES

- Countywide
  - Recruitment and retention
- General Government
  - New support personnel (Admin. & Building Inspections)
- Education
  - Recruitment and retention
  - Address maintenance infrastructure needs
  - Address social & emotional needs of students and staff
  - Increase funding for bus capital replacement
- Judicial
  - Commonwealth attorney personnel related to Public Safety Camera implementation
  - Preservation of historical documents in Circuit Court
- Public Safety
  - Sheriff office public safety camera implementation
  - Personnel related to public safety camera implementation
  - Additional personnel in Sheriff's office
  - Fire & rescue personnel to begin implementing F&R strategic plan
- Other
  - Restore capital funding
  - Increase revenue for MRRJ operating expenses
  - Courthouse debt service